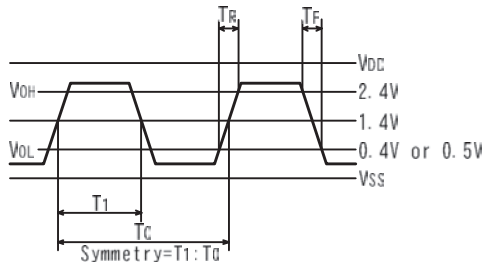


Crystal Oscillators

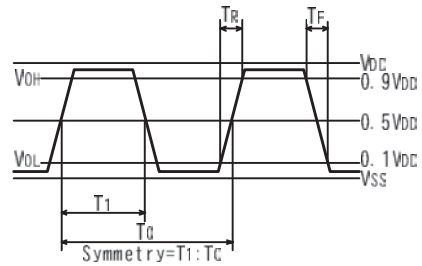
水晶発振器

Crystal Clock Oscillators クロックオシレータ

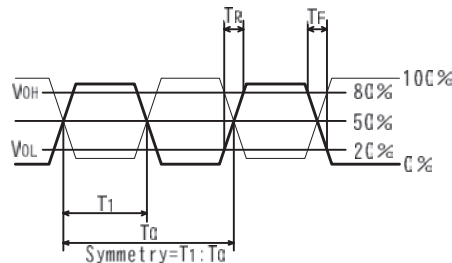
Output Wave Forms 出力波形



T T L

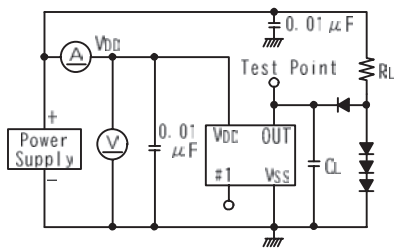


C M O S

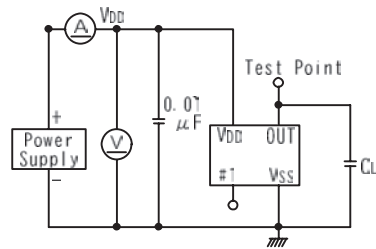


E C L

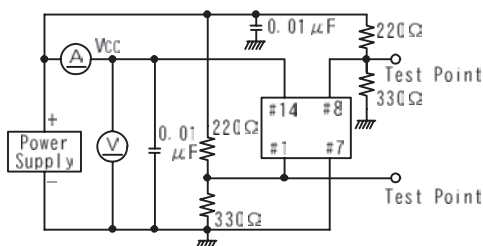
Test Circuit Examples テスト回路例



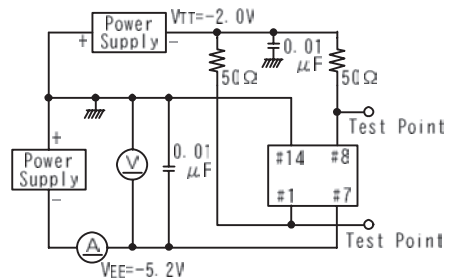
T T L



C M O S



E C L (Vcc+5.0V)



E C L (Vee=-5.2V)

*When using clock oscillators, insert a pass capacitor of about 0.01 μF or 0.1 μF between (Vdd) and ground (Vss).
* ご使用の際は電源 (Vdd)、グラウンド (Vss) 間に 0.01 μF ないし 0.1 μF 程度のバイパスコンデンサを入れてください。